

Lightweight wheelchair *Start M2.*

 Quotation

 Order

Billing Address

PO no.

Customer Name

Street

County, PC

Shipping address (if different from billing address)

Customer Name

Street

County, PC

Name _____ Date _____ Signature _____



Article number: 480F74=4_AA02_C

Standard equipment Selection (Unless alternative selected)

- Standard frame aluminium powder coated
- 1,5-fold cross brace at SW 53 cm
- Tip-assist integrated into the frame
- Individual leg supports, swing-away leg support holders
- Angle-adjustable, plastic foot plates
- Individual calf straps
- Tool-free seat depth adjustment
- Standard side panel with height-adjustable arm support, long mounted, flip-up, tool-free removable
- Seat upholstery black nylon
- Back support upholstery Economy Ergo (5-fold adjustable)
- Back support with lumbar curve
- Antibacterial push handles
- Drive wheels with quick-release axles, 24", 1 3/8" PU tyres
- Adjustable caster head

Base Price - £705.00

Please email all orders to
Bockuk@ottobock.com

Valid from 01.03.2026 to 31.12.26

Please ensure you are using the latest order form v2

By placing the order, you agree to comply with the instructions for use/service manuals for accessories and products of other manufacturers when combining them with an Ottobock product, in addition to the instructions for use/service manuals of the respective Ottobock products. Also you confirm to have read, understood and accepted, our general terms and conditions. In addition, you agree, upon placing an order, to conduct your own conformity assessment or approval in accordance with national requirements if and when you implement modifications or attachments that do not meet the specifications of Ottobock instructions for use/service manuals.
Wheelchairs with CLT package cannot be returned or exchanged

- Handrims aluminium silver anodised, high
- Color: silver metallic

Foldable

Max. user weight: 130 kg / 286 lb

Crash-testet according to ISO 7176-19

Factory settings:

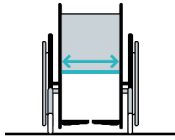
- Back support height 42.5 cm
(adjustable to 40 cm, 45 cm und 47.5 cm)

The number codes contained in this order form are not intended to be used as article numbers for spare parts orders.
Please scan the QR code to access the spare parts catalogue for any spare parts orders.



Lightweight wheelchair Start M2.

Filling aid – Wheelchair measurements



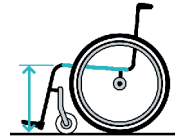
SW= cm

Seat Width
Outside edge of frame –
Outside edge of frame



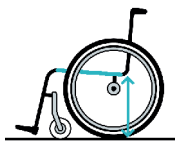
SD= cm

Seat Depth
Front of seat upholstery –
Back support tube



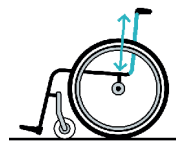
ASH= cm

Anterior Seat Height
Ground –
Top of upholstery



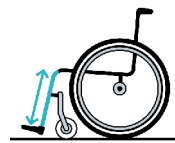
PSH= cm

Posterior Seat height
ASH - 2cm



BH= cm

Back Support Height
Top of seat tube –
Top of back support upholstery



LL= cm

Lower Leg Length
Top of seat upholstery –
Top of foot plate (middle)

Seat Width (SW) in cm

<input type="radio"/> 38	<input type="radio"/> 40.5	<input type="radio"/> 43	<input type="radio"/> 45.5	<input type="radio"/> 48	<input type="radio"/> 50.5	Inclusive
<input type="radio"/> MA105	53*					£21.00

*with 1.5-fold cross brace

Seat Depth (SD) in cm

<input type="radio"/>	43 (adjustment range: 40.5 to 45.5)	Inclusive
<input type="radio"/> MA106	48 (adjustment range: 48.0 to 50.5)	£94.00

Caster Wheels		Anterior Seat Height (ASH) in cm							
		44	45	46	47	48	49	50	51
MF04	5.5" soft	<input type="radio"/>	<input type="radio"/>	<input type="radio"/>	<input type="radio"/>	<input type="radio"/>	<input checked="" type="radio"/>	<input checked="" type="radio"/>	<input checked="" type="radio"/>
MF06	6" PU tires	<input checked="" type="radio"/>	<input type="radio"/>	<input type="radio"/>	<input type="radio"/>	<input type="radio"/>	<input type="radio"/>	<input checked="" type="radio"/>	<input checked="" type="radio"/>
MF08	7" solid rubber	<input checked="" type="radio"/>	<input checked="" type="radio"/>	<input checked="" type="radio"/>	<input type="radio"/>	<input type="radio"/>	<input type="radio"/>	<input type="radio"/>	<input checked="" type="radio"/>
MF13	8" PU tires, wide	<input checked="" type="radio"/>	<input checked="" type="radio"/>	<input checked="" type="radio"/>	<input checked="" type="radio"/>	<input checked="" type="radio"/>	<input type="radio"/>	<input type="radio"/>	<input type="radio"/>

<input checked="" type="checkbox"/> Factory setting	- MF13	Inclusive
<input type="checkbox"/> Optional setting	- MF04	£88.00
	- MF06 - MF08	Inclusive

Frame Accessories

<input type="radio"/> MA103	Anti-tipper, individual, enclosed	£20.00
<input type="radio"/> MA104	Anti-tipper, pair, enclosed	£38.00
<input type="radio"/> MA58	Crutch holder, mounted left	£42.00
<input type="radio"/> MA57	Crutch holder, mounted right	£42.00
<input type="radio"/> MA102	Crutch holder, enclosed	£13.00

Wheelbase Extension

<input type="radio"/> MG86	Yes, mounted	£54.00
<input type="radio"/> MG46	No	Inclusive


Lightweight wheelchair Start M2.

Tires			
<input type="radio"/>	MG35	PU 1 3/8"	Inclusive
<input type="radio"/>	MG30	Pneumatic tire 1 3/8"	£127.00
<input type="radio"/>	MG31	Schwalbe Right Run 1"	£114.00
Wheel Lock Accessories			
<input type="radio"/>	MH10	Wheel lock lever extension, mounted	£45.00
<input type="radio"/>	MH23	Wheel lock lever extension, enclosed	£37.00
Back Upholstery			
<input type="radio"/>	MD04	Standard	£93.00
<input type="radio"/>	MD19	Economy Ergo (5-fold adjustable)	Inclusive
Side Panels			
<input type="radio"/>	ME01	Standard, arm support 300 mm, long mounted	Inclusive
<input type="radio"/>	ME05	Height-adjustable, arm support 300 mm	£164.00
Side Panel Accessories			
<input type="radio"/>	ME06	Arm pad 365mm, pair, enclosed	£58.00
Seat Cushion			
<input type="radio"/>	MC01	Standard (functional height 5cm)	£43.00
<input type="radio"/>	MC29	Livo (functional height 5cm)	£90.00
<input type="radio"/>	MC30	Evoflair (functional height 8cm)	£323.00
Lower Leg Length (LL) without seat cushion			
<input type="radio"/>		35 (adjustment range: 35 to 38)	Inclusive
<input type="radio"/>		42 (adjustment range: 39 to 49)	Inclusive
Leg Support			
<input type="radio"/>	MB10	Plastic, Individual, angle adjustable	Inclusive
<input type="radio"/>	MB27	Elevating leg support, left* **	£227.00
<input type="radio"/>	MB26	Elevating leg support, right* **	£227.00
<input type="radio"/>	MB25	Elevating leg support, pair **	£462.00
<input type="radio"/>	MB22	Amputation leg support, left*	£304.00
<input type="radio"/>	MB21	Amputation leg support, right*	£304.00
<input type="radio"/>	MB23	Amputation leg support, pair	£627.00
*MB10 on opposite side			
**max. cap. 125kg/ 275lb			
Leg Support Accessories			
<input type="radio"/>	MB72	Heel strap, mounted	£75.00
<input type="radio"/>	MB78	Heel strap, enclosed	£32.00
Head Support			
<input type="radio"/>	MZ63	incl. installation kit, horizontal and vertical, mounted	£716.00
<input type="radio"/>	MZ97	incl. installation kit, horizontal and vertical, enclosed	£457.00
Other Accessories			
<input type="radio"/>	MZ50	Lap belt with plastic buckle, mounted	£77.00
<input type="radio"/>	MZ96	Lap belt with plastic buckle, enclosed	£41.00

Lightweight wheelchair *Start M2*.

Spoke Protectors

<input type="radio"/>	MG90	Transparent, mounted	£246.00
<input type="radio"/>	MG105	Transparent, enclosed	£152.00



MA50
Transport Wheels



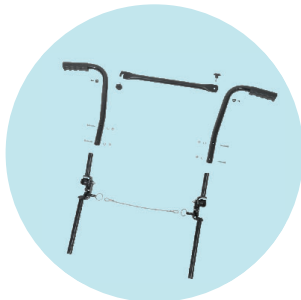
MA103
Anti-tipper



MB21/22/23
Elevating leg support



MB25/26/27
Amputation leg support




MD10
Back angle adjustment 30°



MD19
Back Upholstery Economy Ergo



MC29
Livo



MC30
Evoflair



MG83
One-arm drive



MD23
Side thoracic support



ME72+80
Forearm + cone type hand support



MZ63
Head support + mounting set